



PURU

**JAPANESE MATERIAL, ITALIAN DESIGN**



Puro Scissors, a fusion of Japanese material and Italian design. These scissors are born from a craftsmanship that takes place in various stages, starting from an accurate selection of raw materials, Japanese steels.

Our care to details, finishing and polishing create Puro and the Artist who uses them is able to feel the purity that derives from them.

All models have their own soul, a characteristic that distinguishes them. Various shapes, types of blades, screw systems for a large selection of models.

**Silver line** in 440A steel, comfortable entry level with a modern design.

**Gold line** in VG1 steel, medium level evolving into an elegance and performance.

**Platinum line** in VG10 Cobalt steel, top level of quality and precision.

**“Freedom, Passion and Purity create the Artist”**

#feelpuro



SILVER LINE

YSK55  
YSK60

- symmetrical
- classic cut
- 440a steel
- adjustable screw (with key)



CRK55  
CRK60  
CRK65  
CRK70

- asymmetrical
- classic cut
- 440a steel
- adjustable screw (with key)

SILVER LINE



JNK60  
JNK65

- symmetrical
- barber cut, tip
- 440a steel
- adjustable screw (with key)

\* this version is also available with micro serrated blade



CNK55  
CNK60  
CNK65  
CNK70



- symmetrical
- classic cut
- 440a steel
- adjustable screw (with key)

**SILVER LINE**

MAK55  
MAK60

- asymmetrical
- classic cut
- 440a steel
- adjustable screw  
(with key)



SILVER LINE



## LET29

- symmetrical
- toothed blade (thin to 40%)
- 440a steel
- adjustable screw (with key)



## JST40

- asymmetrical
- toothed blade (thin to 50%)
- 440a steel
- adjustable screw (with key)



**SILVER LINE**



PUR□





GOLD LINE

GNK50  
GNK55  
GNK60  
GNK65  
GNK70

- ergonomic
- classic cut
- VG1 steel
- adjustable screw  
(manually)



GRK50  
GRK55  
GRK60  
GRK65  
GRK70

- symmetrical
- classic cut
- VG1 steel
- adjustable screw  
(with key)

**GOLD LINE**



CLK55  
CLK60  
CLK70

- asymmetrical
- classic cut
- VG1 steel
- adjustable screw (manually)



MYK55  
MYK60  
MYK65  
MYK70

- asymmetrical
- classic cut
- VG1 steel
- adjustable screw (manually)



**GOLD LINE**

GBK55  
GBK60  
GBK70

- ergonomic
- classic cut
- VG1 steel
- adjustable screw (manually)



MLK55  
LEFT-HANDED  
MLK60  
LEFT-HANDED  
MLK70  
LEFT-HANDED

- asymmetrical
- classic cut
- VG1 steel
- adjustable screw (manually)

**GOLD LINE**



## VNT30

- asymmetrical
- toothed blade (thin to 50%)
- VG1 steel
- adjustable screw (manually)



## MHT14

- symmetrical
- toothed blade (thin to 70%)
- VG1 steel
- adjustable screw (with key)



**GOLD LINE**

## MHT30

- symmetrical
- toothed blade (thin to 50%)
- VG1 steel
- adjustable screw (with key)



## VNT14

- asymmetrical
- toothed blade (thin to 30%)
- VG1 steel
- adjustable screw (manually)

**GOLD LINE**



## VLT30 LEFT-HANDED

- asymmetrical
- toothed blade (thin to 50%)
- VG1 steel
- adjustable screw (manually)



## VLT14 LEFT-HANDED

- asymmetrical
- toothed blade (thin to 30%)
- VG1 steel
- adjustable screw (manually)



**GOLD LINE**



PUR□





PLATINUM LINE

BEK55  
BEK60  
BEK70


- ergonomic
- classic cut
- VG10 cobalt steel
- adjustable screw (manually)



CBK55  
CBK60  
CBK70

- symmetrical
- classic cut
- VG10 cobalt steel
- adjustable screw (manually)

PLATINUM LINE



DRK55  
DRK60

- asymmetrical
- classic cut
- VG10 cobalt steel
- adjustable screw (manually)



JEK55  
JEK60

- ergonomic
- classic cut
- VG10 cobalt steel
- adjustable screw (manually)



PLATINUM LINE

JSK55  
JSK60


- ergonomic
- classic cut
- VG10 cobalt steel
- adjustable screw (manually)



KNK625  
KNK675

- ergonomic
- classic cut
- VG10 cobalt steel
- adjustable screw (manually)

PLATINUM LINE



MIK55  
MIK60  
MIK65

- ergonomic
- classic cut
- VG10 cobalt steel
- adjustable screw (with key)



KAT26


- ergonomic
- toothed blade (thin to 40%)
- VG10 cobalt steel
- adjustable screw (manually)



PLATINUM LINE

## NDT10

- asymmetrical
- toothed blade (thin to 70%)
- VG10 cobalt steel
- adjustable screw (manually)



## NDT26

- asymmetrical
- toothed blade (thin to 40%)
- VG10 cobalt steel
- adjustable screw (manually)

PLATINUM LINE



## SNT26

- parallel
- toothed blade (thin to 45%)
- VG10 cobalt steel
- adjustable screw (manually)



PLATINUM LINE



PURO

[www.puroscissors.com](http://www.puroscissors.com)  
[puroscissors@gmail.com](mailto:puroscissors@gmail.com)